























# Tafel van 5 en 10 gemixt (vleksommen) [1]

## Oefening 1











1.  x 10 = 10 .....
2. 9 x  = 90 .....
3.  x 10 = 60 .....
4. 8 x  = 40 .....
5.  x 10 = 70 .....
6. 9 x  = 45 .....
7.  x 10 = 30 .....
8.  x 10 = 40 .....
9. 5 x  = 50 .....
10. 2 x  = 10 .....

## Oefening 2











1. 4 x  = 40 .....
2. 9 x  = 45 .....
3.  x 10 = 100 .....
4. 7 x  = 35 .....
5.  x 5 = 30 .....
6. 4 x  = 20 .....
7.  x 5 = 40 .....
8.  x 10 = 90 .....
9.  x 5 = 10 .....
10. 2 x  = 20 .....



### Oefening 1

1.  x 10 = 10 **1**
2. 9 x  = 90 **10**
3.  x 10 = 60 **6**
4. 8 x  = 40 **5**
5.  x 10 = 70 **7**
6. 9 x  = 45 **5**
7.  x 10 = 30 **3**
8.  x 10 = 40 **4**
9. 5 x  = 50 **10**
10. 2 x  = 10 **5**

### Oefening 2

1. 4 x  = 40 **10**
2. 9 x  = 45 **5**
3.  x 10 = 100 **10**
4. 7 x  = 35 **5**
5.  x 5 = 30 **6**
6. 4 x  = 20 **5**
7.  x 5 = 40 **8**
8.  x 10 = 90 **9**
9.  x 5 = 10 **2**
10. 2 x  = 20 **10**